

# TOPAIR SYSTEMS

## Lab Furniture Technical Catalog



**TOPAIR**  
CLEAN AIR SOLUTIONS



# Wide Variety of Lab Furniture



# Table of Contents

Variety of Lab Furniture.....	1
TAS-10 Basic 4-Drawer Unit.....	2
TAS-11 Basic 3-Drawer Unit.....	3
TAS-13 Basic 5-Drawer Unit.....	4
TAS-15 Combination 6-Drawer Unit.....	5
TAS-17 Combination 7-Drawer Unit.....	6
TAS-20 Basic Double 4-Drawer Unit.....	7
Variety Of Products for your Lab.....	8
TAS-25 Single Drawer-Door Combination Unit.....	10
TAS-30 Double Drawer-Door Combination Unit.....	11
TAS-35 Glass Sliding Door Wall Case.....	12
TAS-36 Sliding Framed Glass Door Wall Case.....	13
TAS-40 Solid Double Hinged Door Wall Case.....	14
TAS-41 Single Framed Glass Door Wall Case.....	15
Variety of Lab Furniture.....	16
TAS-42 Single Solid Door Wall Case.....	18
TAS-43 Double Hinged Framed Glass Door Wall Case.....	19
TAS-45 Double Door Sink Unit.....	20
TAS-46 Double Door Sink Unit with Shelf.....	21
TAS-50 Vented Acid Storage Cabinet.....	22
TAS-80 Tall Framed Glass Door Storage Cabinet.....	23
TAS-81 Tall Solid Door Storage Cabinet.....	24
TAS-85 Open Bookcase Wall Case.....	25
Polypropylene PCR-UV Cabinet.....	26
TAS-86 Open Bookcase Base Cabinet.....	27
TAS-90 Solid Hinged Door Blind Corner Wall Case.....	28
TAS-91 Solid Hinged Door Blind Corner Cabinet.....	29

All Rights Reserved © TopAir Systems 2022



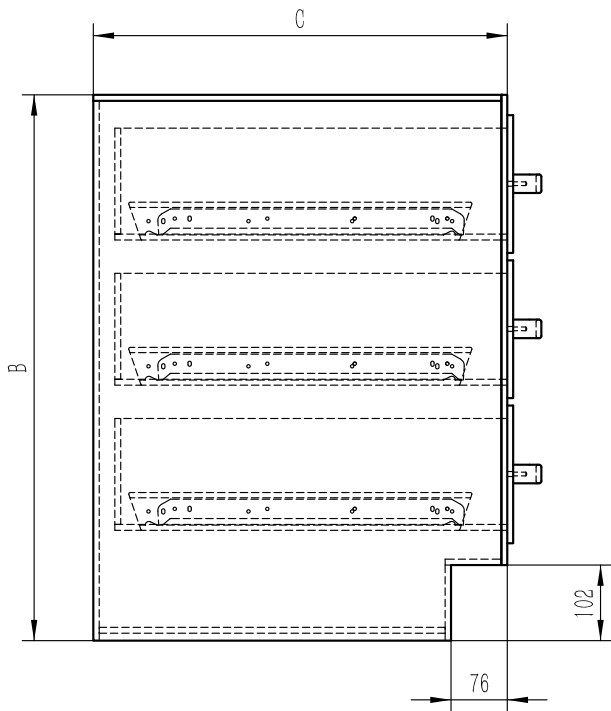
Tel : 1-855-6-TOPAIR International: +1-855-686-7247

Email: [sales@topairsystems.com](mailto:sales@topairsystems.com) Web: [www.topairsystems.com](http://www.topairsystems.com)

Headquarters: TopAir Systems Inc., 300 First Avenue, Suite 102, Needham, MA 02494 USA

Photos in the catalog are for illustrative purposes only.


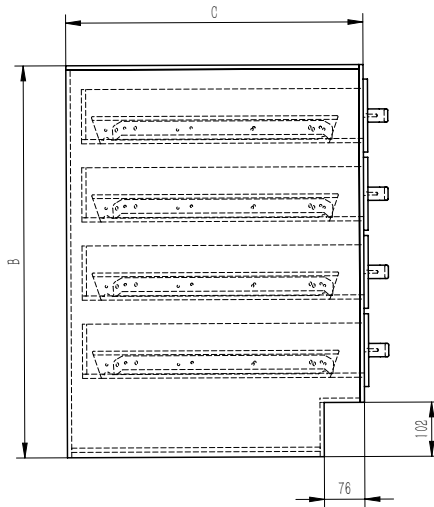
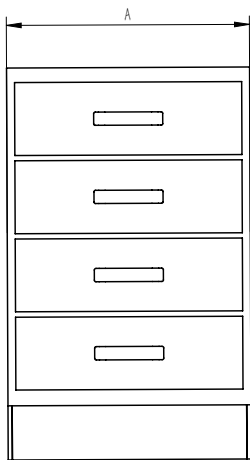
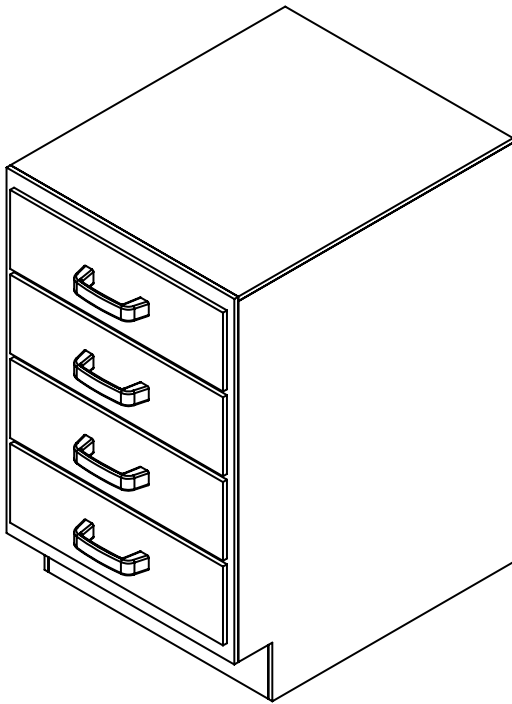
# TAS-11 Basic 3-Drawer Unit



TAS-11 Basic 3-Drawer Unit			
Overall Dimensions	Width(A)	Height(B)	Depth(C)
TAS-11-1830	18" (457mm)	29" (737mm)	22" (559mm)
TAS-11-2430	24" (610mm)	29" (737mm)	22" (559mm)
TAS-11-3030	30" (762mm)	29" (737mm)	22" (559mm)
TAS-11-3630	36" (914mm)	29" (737mm)	22" (559mm)
TAS-11-1836	18" (457mm)	35" (889mm)	22" (559mm)
TAS-11-2436	24" (610mm)	35" (889mm)	22" (559mm)
TAS-11-3036	30" (762mm)	35" (889mm)	22" (559mm)
TAS-11-3636	36" (914mm)	35" (889mm)	22" (559mm)


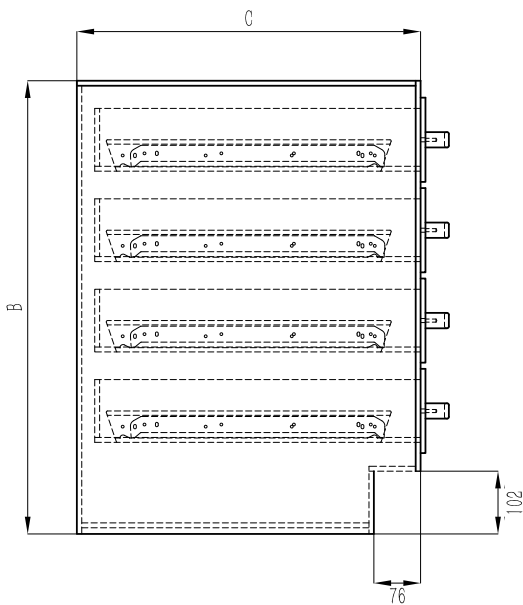
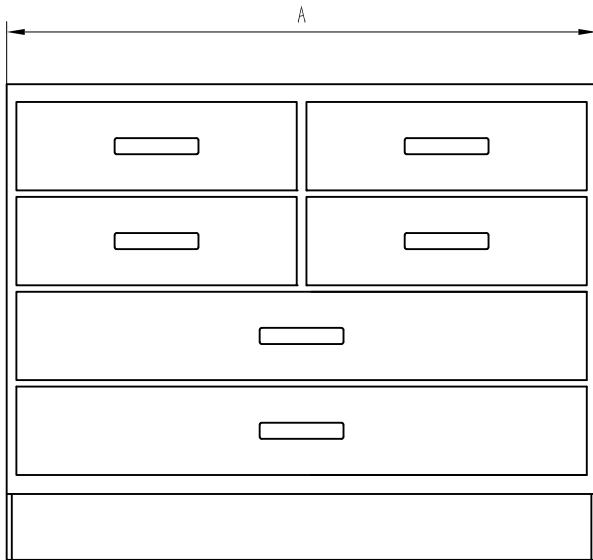


# TAS-10 Basic 4-Drawer Unit



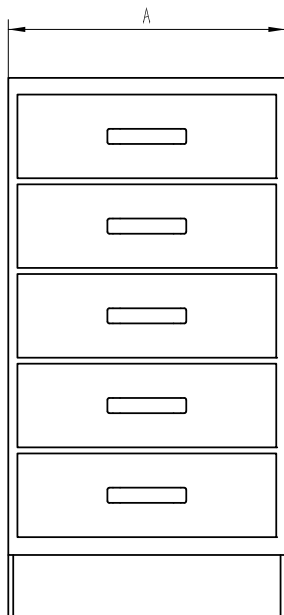
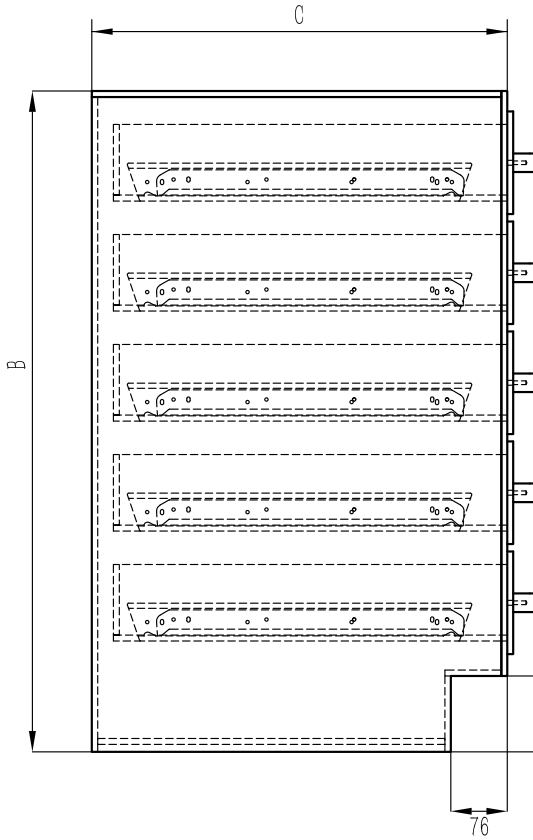
TAS-10 Basic 4-Drawer Unit			
Overall Dimensions	Width(A)	Height(B)	Depth(C)
TAS-10-1830	18" (457mm)	29" (737mm)	22" (559mm)
TAS-10-2430	24" (610mm)	29" (737mm)	22" (559mm)
TAS-10-3030	30" (762mm)	29" (737mm)	22" (559mm)
TAS-10-3630	36" (914mm)	29" (737mm)	22" (559mm)
TAS-10-1836	18" (457mm)	35" (889mm)	22" (559mm)
TAS-10-2436	24" (610mm)	35" (889mm)	22" (559mm)
TAS-10-3036	30" (762mm)	35" (889mm)	22" (559mm)
TAS-10-3636	36" (914mm)	35" (889mm)	22" (559mm)

# TAS-15 Combination 6-Drawer Unit




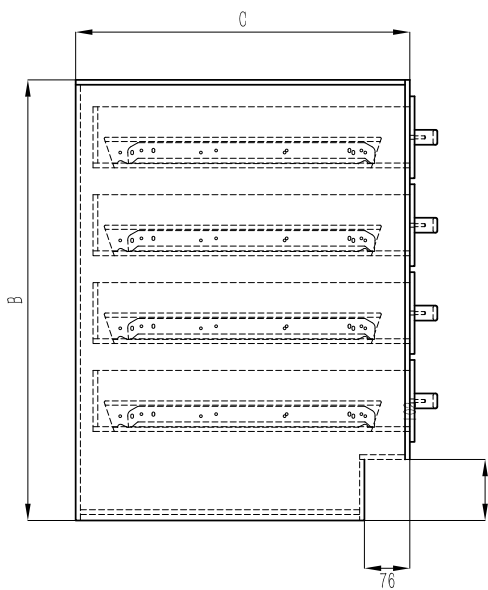
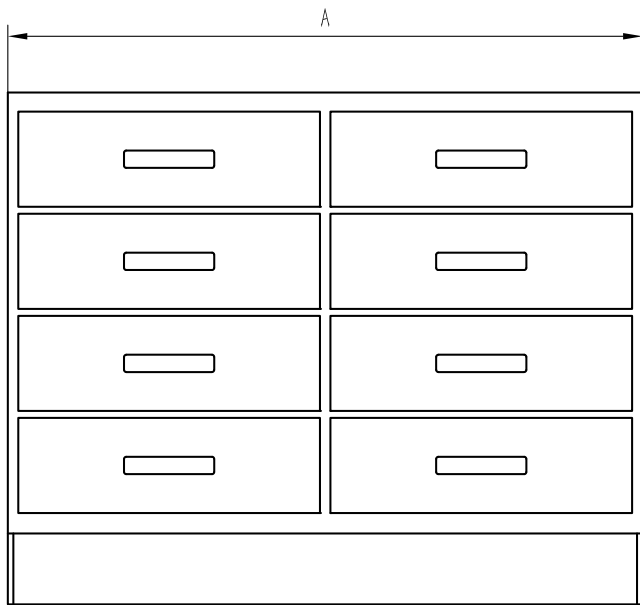
TAS-15 Combination 6-Drawer Unit			
Overall Dimensions	Width(A)	Height(B)	Depth(C)
TAS-15-3630	36"(914mm)	29"(737mm)	22"(559mm)
TAS-15-4230	42"(1067mm)	29"(737mm)	22"(559mm)
TAS-15-4830	45"(1219mm)	29"(737mm)	22"(559mm)
TAS-15-3636	36"(914mm)	35"(889mm)	22"(559mm)
TAS-15-4236	42"(1067mm)	35"(889mm)	22"(559mm)
TAS-15-4836	48"(1219mm)	35"(889mm)	22"(559mm)

# TAS-13 Basic 5-Drawer Unit



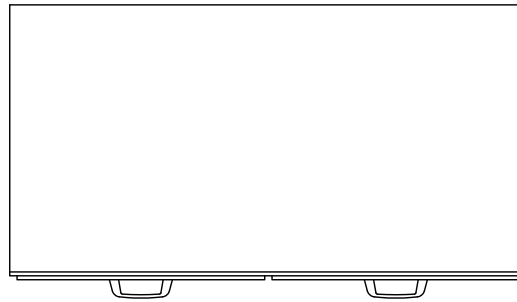
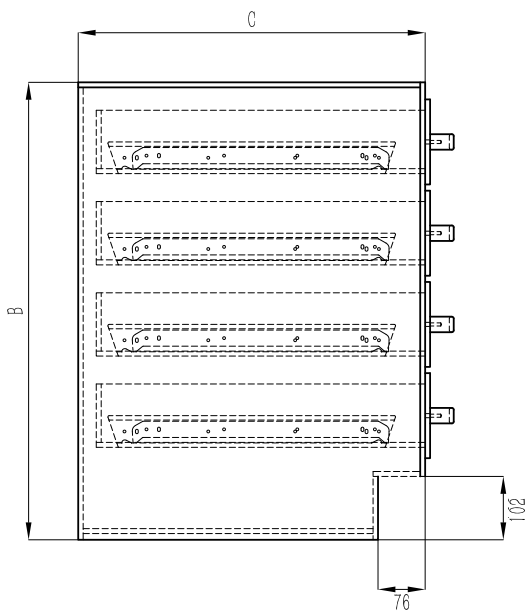

TAS-13 Basic 5-Drawer Unit			
Overall Dimensions	Width(A)	Height(B)	Depth(C)
TAS-13-1636	18"(457mm)	35"(889mm)	22"(559mm)
TAS-13-2436	24"(610mm)	35"(889mm)	22"(559mm)
TAS-13-3036	30"(762mm)	35"(889mm)	22"(559mm)
TAS-13-3636	36"(914mm)	35"(889mm)	22"(559mm)

# TAS-20 Basic Double 4-Drawer Unit



TAS-20 Basic Double 4-Drawer Unit			
Overall Dimensions	Width(A)	Height(B)	Depth(C)
TAS-20-3630	36"(914mm)	29"(737mm)	22"(559mm)
TAS-20-4230	42"(1067mm)	29"(737mm)	22"(559mm)
TAS-20-4830	45"(1219mm)	29"(737mm)	22"(559mm)
TAS-20-3636	36"(914mm)	35"(889mm)	22"(559mm)
TAS-20-4236	42"(1067mm)	35"(889mm)	22"(559mm)
TAS-20-4836	48"(1219mm)	35"(889mm)	22"(559mm)

# TAS-17 Combination 7-Drawer Unit



TAS-17 Combination 7-Drawer Unit			
Overall Dimensions	Width(A)	Height(B)	Depth(C)
TAS-17-3630	36"(914mm)	29"(737mm)	22"(559mm)
TAS-17-4230	42"(1067mm)	29"(737mm)	22"(559mm)
TAS-17-4830	45"(1219mm)	29"(737mm)	22"(559mm)
TAS-17-3636	36"(914mm)	35"(889mm)	22"(559mm)
TAS-17-4236	42"(1067mm)	35"(889mm)	22"(559mm)
TAS-17-4836	48"(1219mm)	35"(889mm)	22"(559mm)



**Ductless Fume Hood**



**Laminar Clean Bench**

# Variety Of Products for your Lab

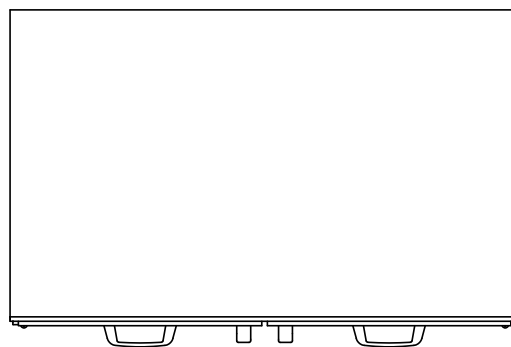
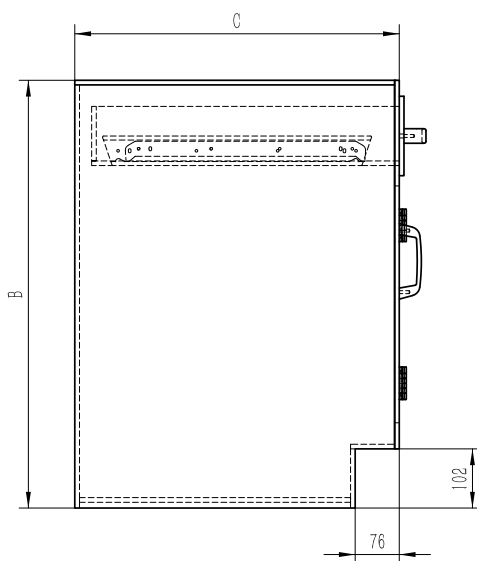
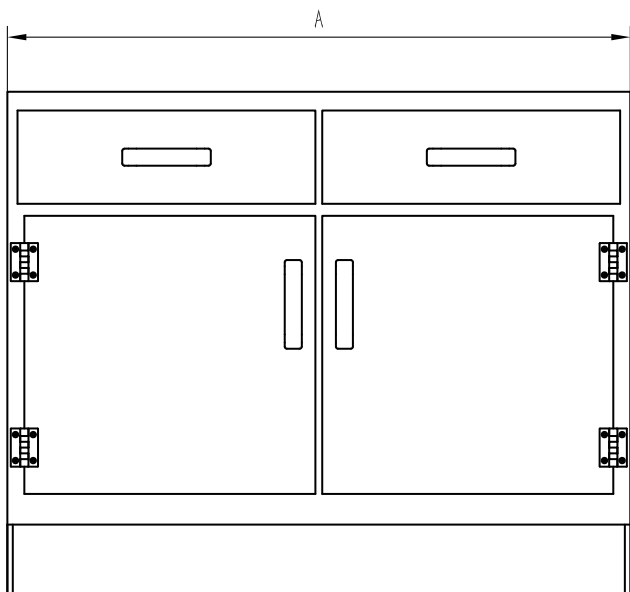


**Fume Cabinet**



**Biosafety Cabinet**

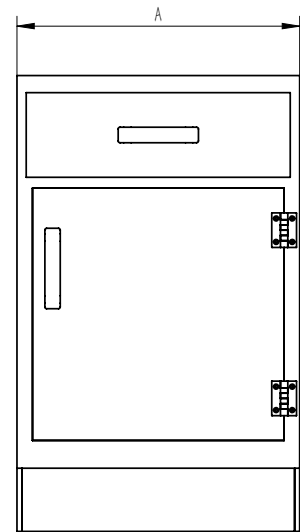
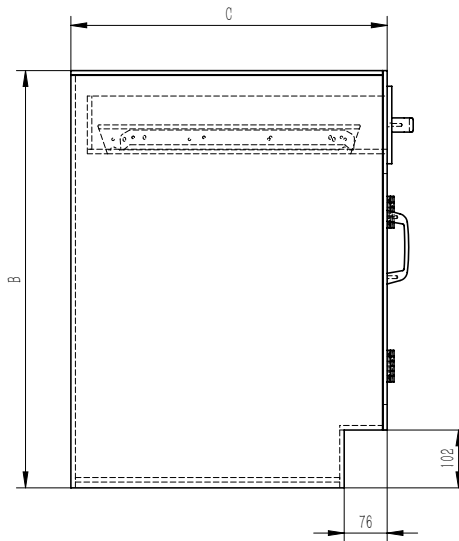

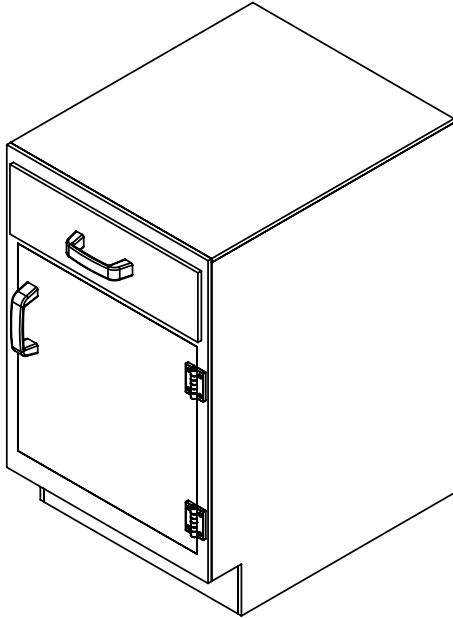
# TAS-30 Double Drawer-Door Combination Unit



TAS-30 Double Drawer/Door Combination Unit			
Overall Dimensions	Width(A)	Height(B)	Depth(C)
TAS-30-3630	36"(914mm)	29"(737mm)	22"(559mm)
TAS-30-4230	42"(1067mm)	29"(737mm)	22"(559mm)
TAS-30-4830	48"(1219mm)	29"(737mm)	22"(559mm)
TAS-30-3636	36"(914mm)	35"(889mm)	22"(559mm)
TAS-30-4236	42"(1067mm)	35"(889mm)	22"(559mm)
TAS-30-4836	48"(1219mm)	35"(889mm)	22"(559mm)

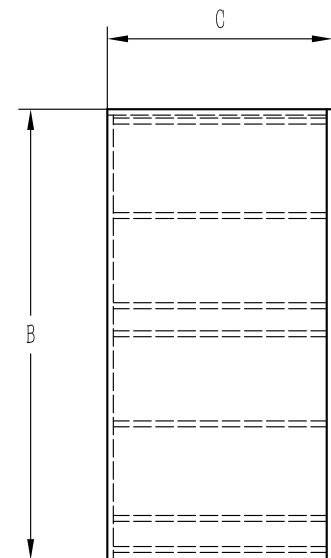

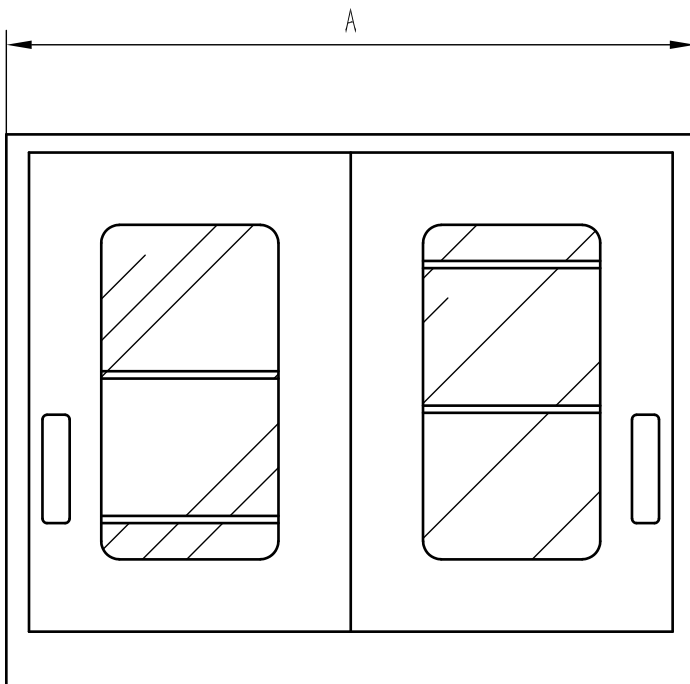


# TAS-25 Single Drawer-Door Combination Unit



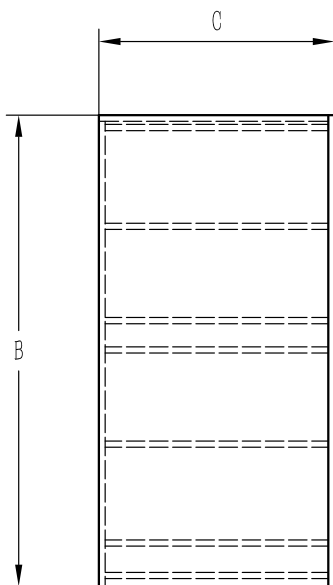
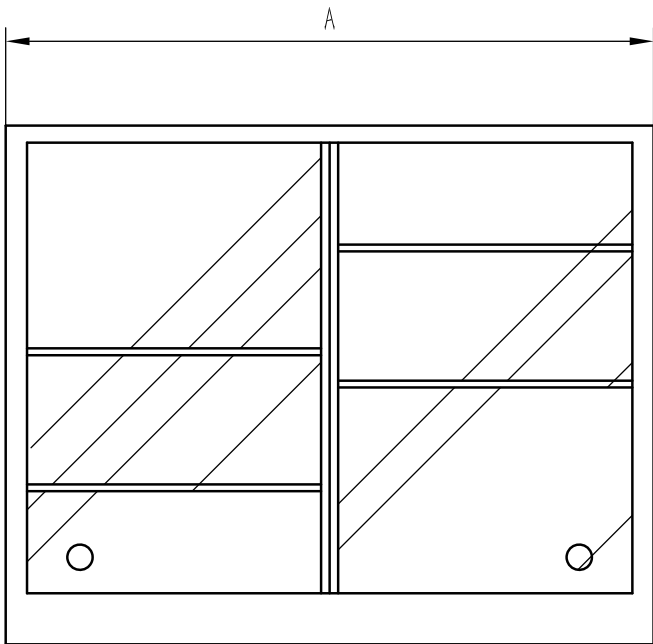
TAS-25 Single Drawer/Door Combination Unit			
Overall Dimensions	Width(A)	Height(B)	Depth(C)
TAS-25-1830 L/R	18" (457mm)	29" (737mm)	22" (559mm)
TAS-25-2430 L/R	24" (610mm)	29" (737mm)	22" (559mm)
TAS-25-3030 Double Door	30" (762mm)	29" (737mm)	22" (559mm)
TAS-25-1836 L/R	18" (457mm)	35" (889mm)	22" (559mm)
TAS-25-2436 L/R	24" (610mm)	35" (889mm)	22" (559mm)
TAS-25-3636 Double Door	30" (762mm)	35" (889mm)	22" (559mm)

# TAS-36 Sliding Framed Glass Door Wall



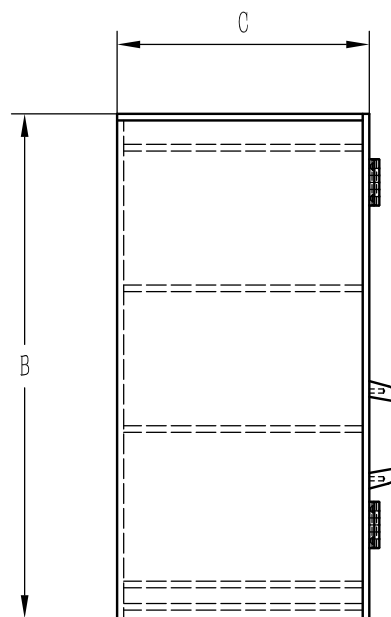

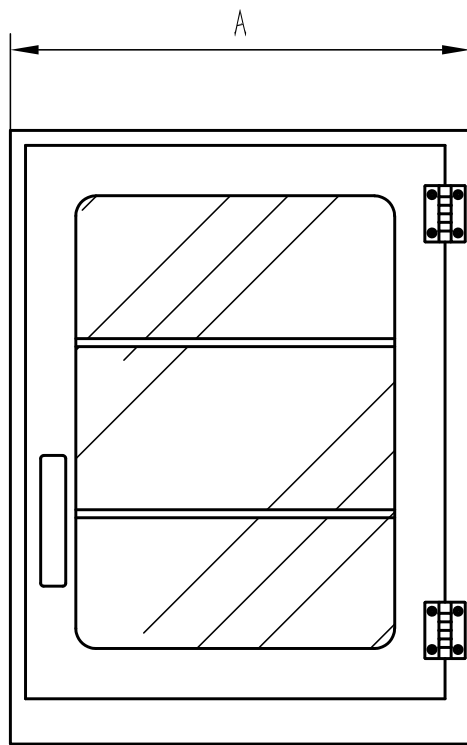
TAS-36 Sliding Framed Glass Door Wall Case			
Overall Dimensions	Width(A)	Height(B)	Depth(C)
TAS-36-3024	30"(762mm)	24"(610mm)	12"(305mm)
TAS-36-3624	36"(914mm)	24"(610mm)	12"(305mm)
TAS-36-4224	42"(1067mm)	24"(610mm)	12"(305mm)
TAS-36-4824	48"(1219mm)	24"(610mm)	12"(305mm)
TAS-36-3030	30"(762mm)	30"(762mm)	12"(305mm)
TAS-36-3630	36"(914mm)	30"(762mm)	12"(305mm)
TAS-36-4230	42"(1067mm)	30"(762mm)	12"(305mm)
TAS-36-4830	48"(1219mm)	30"(762mm)	12"(305mm)

# TAS-35 Glass Sliding Door Wall Case



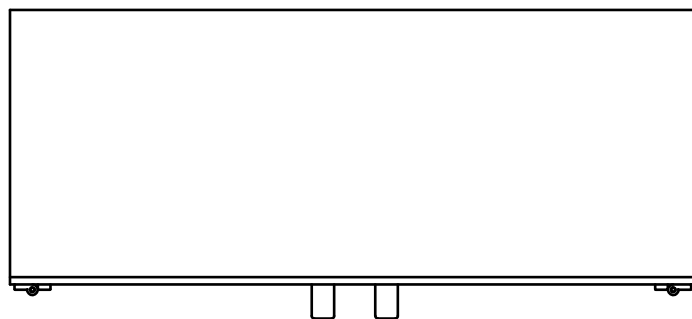
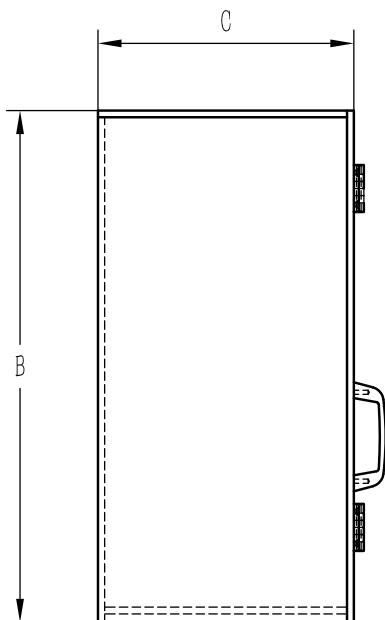
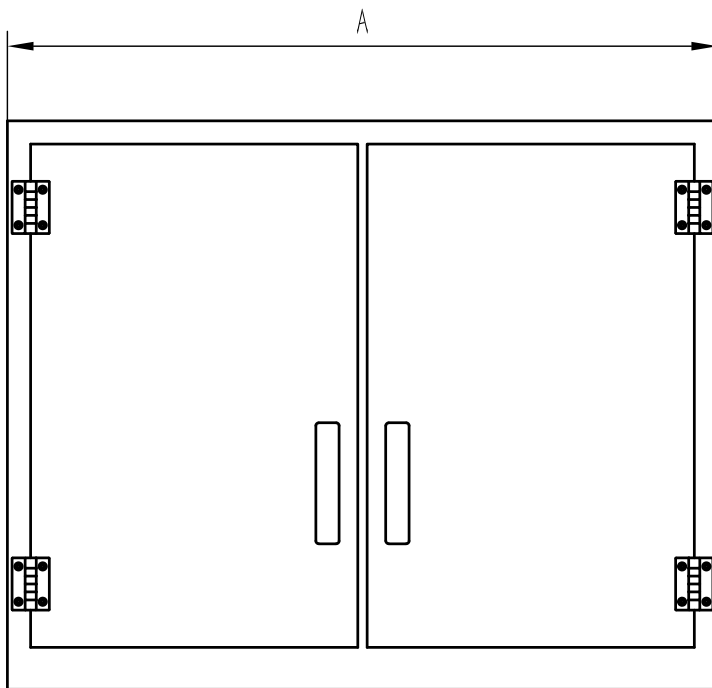
TAS-35 Glass Sliding Door Wall Case			
Overall Dimensions	Width(A)	Height(B)	Depth(C)
TAS-35-3024	30"(762mm)	24"(610mm)	12"(305mm)
TAS-35-3624	36"(914mm)	24"(610mm)	12"(305mm)
TAS-35-4224	42"(1067mm)	24"(610mm)	12"(305mm)
TAS-35-4824	48"(1219mm)	24"(610mm)	12"(305mm)
TAS-35-3030	30"(762mm)	30"(762mm)	12"(305mm)
TAS-35-3630	36"(914mm)	30"(762mm)	12"(305mm)
TAS-35-4230	42"(1067mm)	30"(762mm)	12"(305mm)
TAS-35-4830	48"(1219mm)	30"(762mm)	12"(305mm)

# TAS-41 Single Framed Glass Door Wall Case



TAS-41 Single Framed Glass Door Wall Case			
Overall Dimensions	Width(A)	Height(B)	Depth(C)
TAS-41-1624 L/R	18" (457mm)	24" (610mm)	12" (305mm)
TAS-41-2424 L/R	24" (610mm)	24" (610mm)	12" (305mm)
TAS-41-1830 L/R	18" (457mm)	30" (762mm)	12" (305mm)
TAS-41-2430 L/R	24" (610mm)	30" (762mm)	12" (305mm)

# TAS-40 Solid Double Hinged Door Wall Case



TAS-40 Solid Double Hinged Door Wall Case			
Overall Dimensions	Width(A)	Height(B)	Depth(C)
TAS-40-3024	30" (762mm)	24" (610mm)	12" (305mm)
TAS-40-3624	36" (914mm)	24" (610mm)	12" (305mm)
TAS-40-4224	42" (1067mm)	24" (610mm)	12" (305mm)
TAS-40-4624	48" (1219mm)	24" (610mm)	12" (305mm)
TAS-40-3030	30" (762mm)	30" (762mm)	12" (305mm)
TAS-40-3630	36" (914mm)	30" (762mm)	12" (305mm)
TAS-40-4230	42" (1067mm)	30" (762mm)	12" (305mm)
TAS-40-4830	48" (1219mm)	30" (762mm)	12" (305mm)

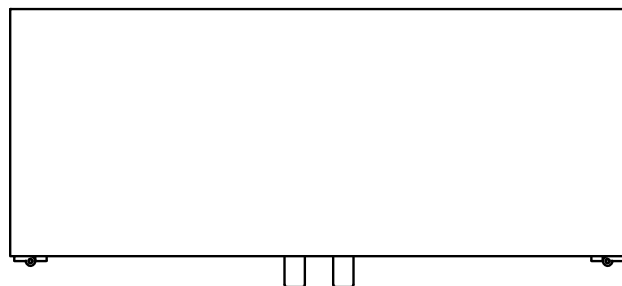
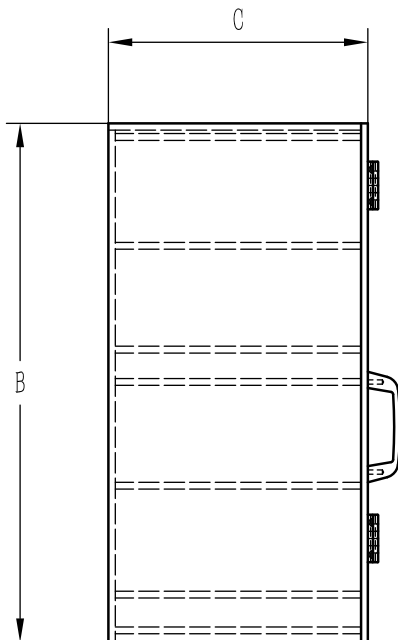
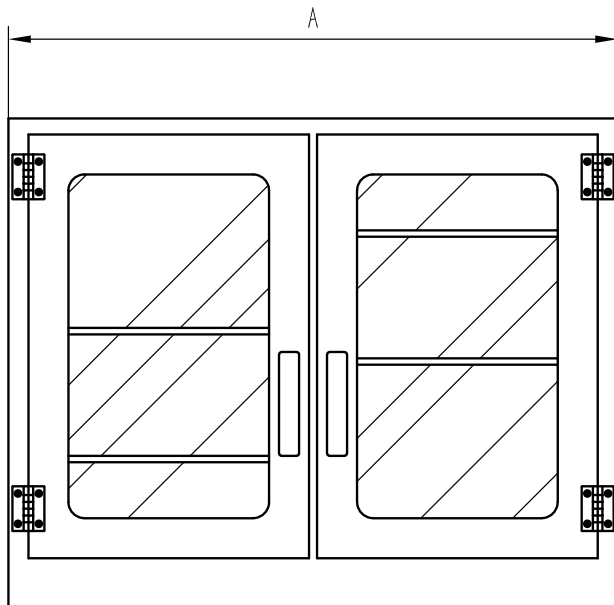
even for a single unit!



# All our lab furniture can be customized...



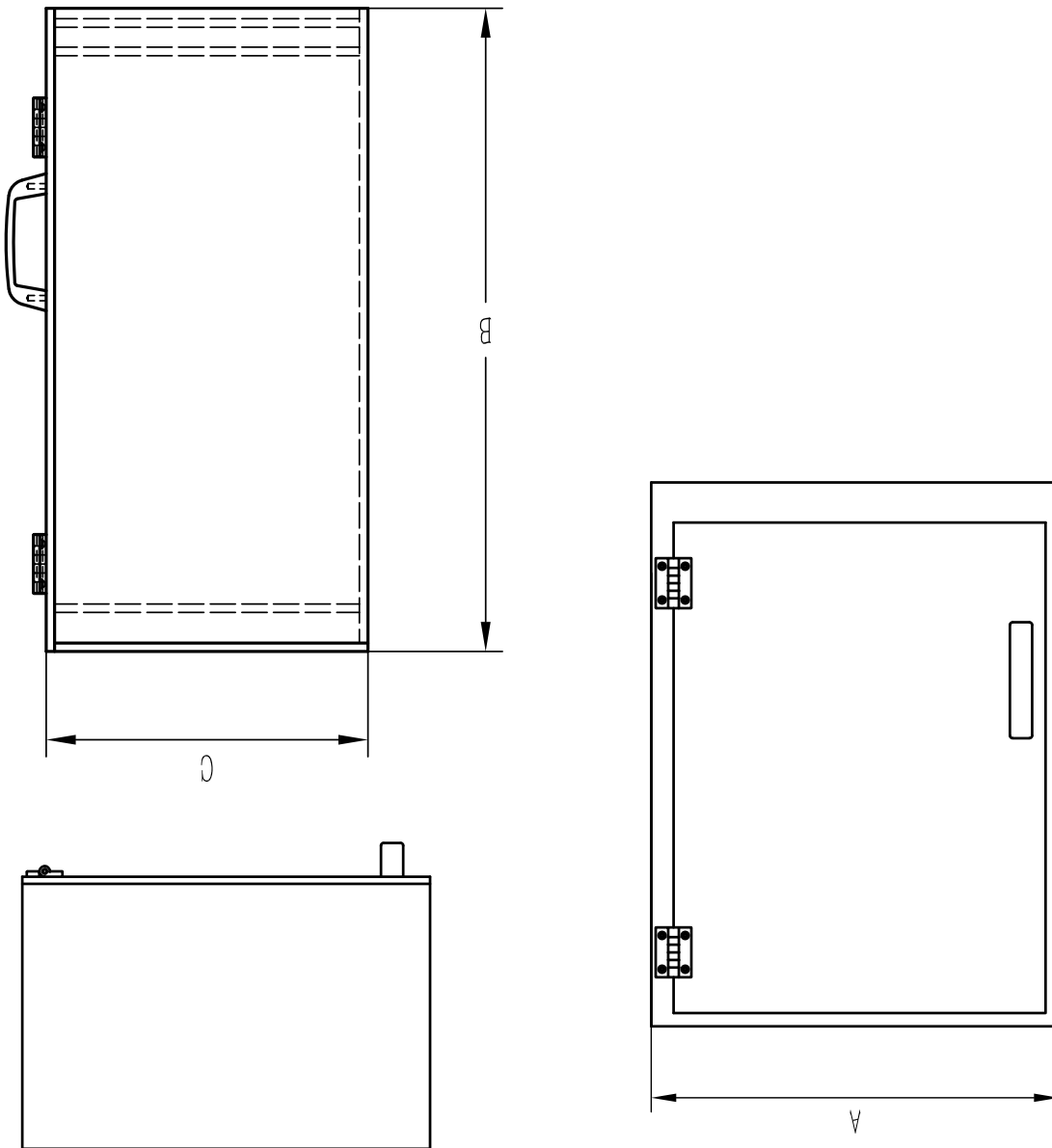
# TAS-43 Double Hinged Framed Glass Door Wall Case



TAS-43 Double Hinged Framed Glass Door Wall Case			
Overall Dimensions	Width(A)	Height(B)	Depth(C)
TAS-43-3024	30"(762mm)	24"(610mm)	12"(305mm)
TAS-43-3624	36"(914mm)	24"(610mm)	12"(305mm)
TAS-43-4224	42"(1067mm)	24"(610mm)	12"(305mm)
TAS-43-4824	48"(1219mm)	24"(610mm)	12"(305mm)
TAS-43-3030	30"(762mm)	30"(762mm)	12"(305mm)
TAS-43-3630	36"(914mm)	30"(762mm)	12"(305mm)
TAS-43-4230	42"(1067mm)	30"(762mm)	12"(305mm)
TAS-43-4830	48"(1219mm)	30"(762mm)	12"(305mm)

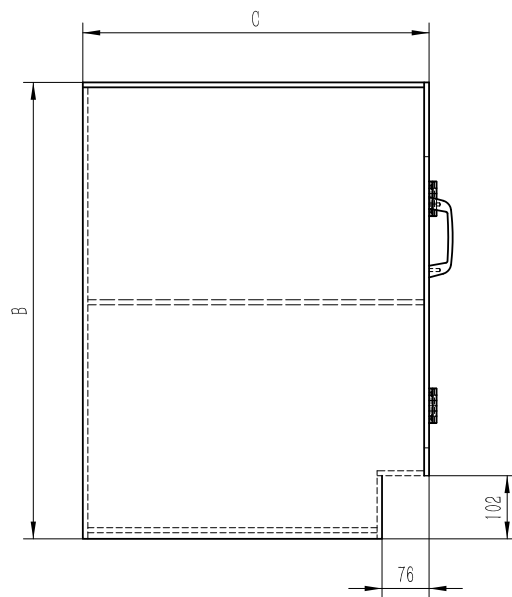
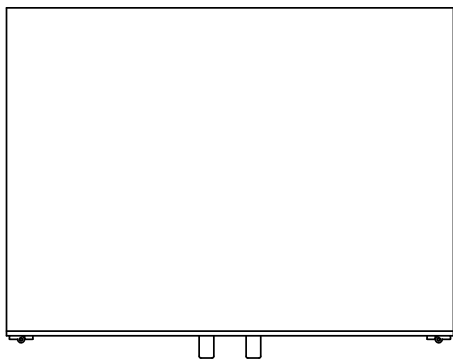
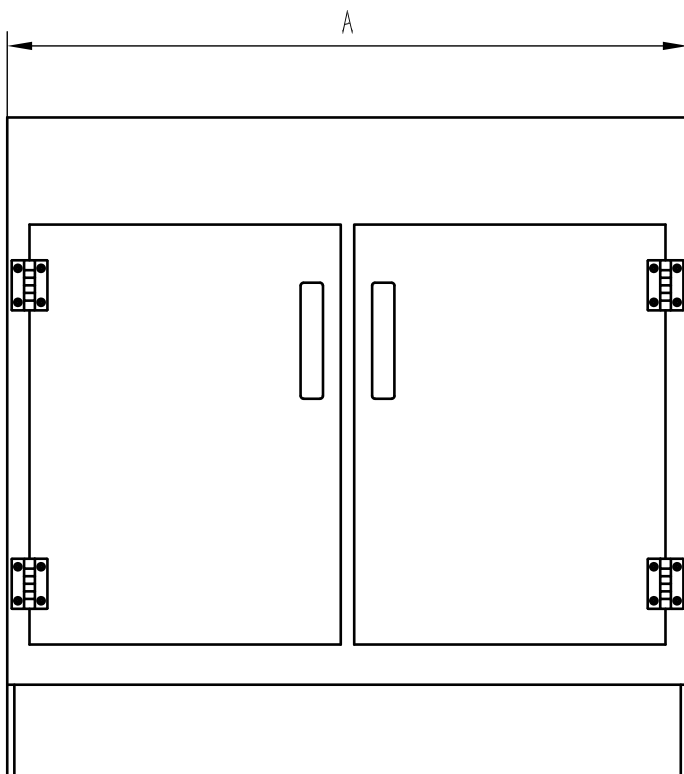


# TAS-42 Single Solid Door Wall Case



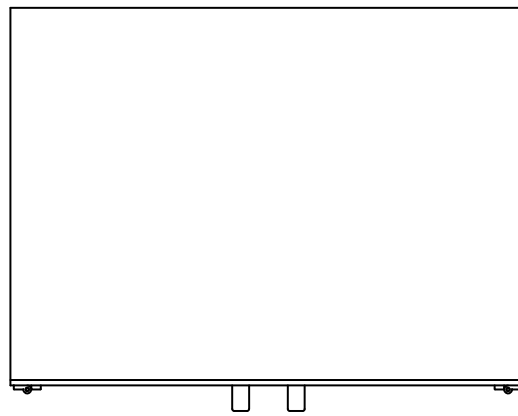
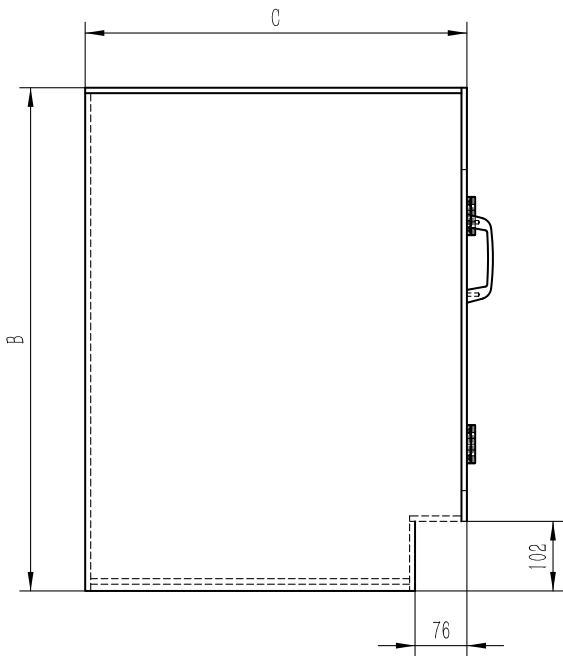
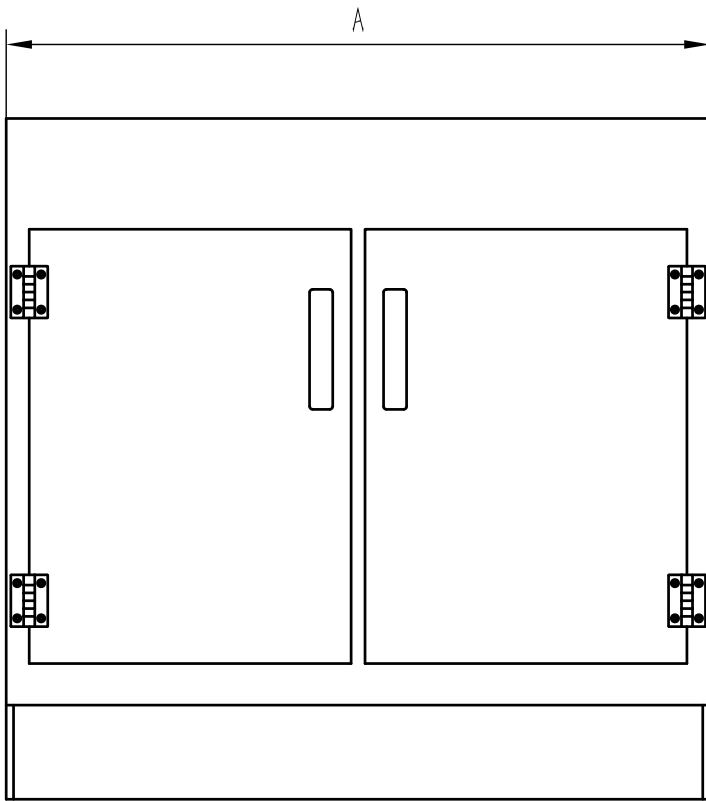
TAS-42 Single Solid Door Wall Case			
Overall Dimensions	Width(A)	Height(B)	Depth(C)
TAS-42-11324 L/R	18"(457mm)	24"(610mm)	12"(305mm)
TAS-42-2424 L/R	24"(610mm)	24"(610mm)	12"(305mm)
TAS-42-1830 L/R	18"(457mm)	30"(762mm)	12"(305mm)
TAS-42-2430 L/R	24"(610mm)	30"(762mm)	12"(305mm)

# TAS-46 Double Door Sink Unit with Shelf



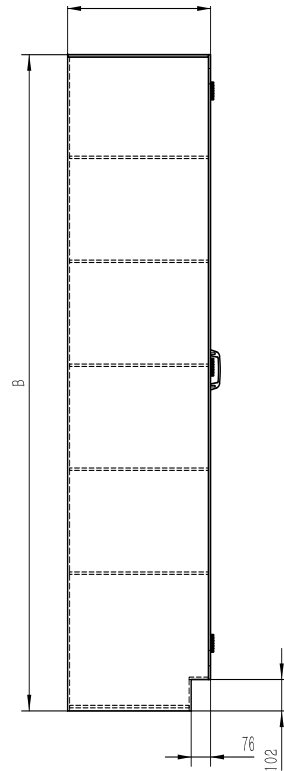
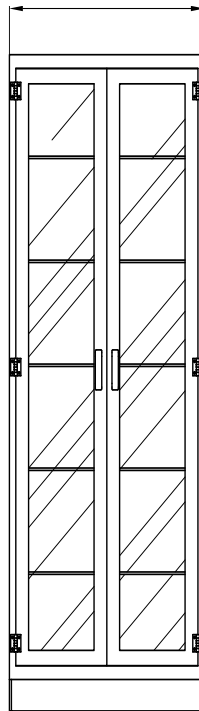
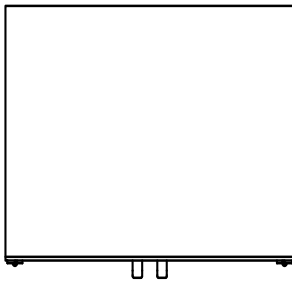
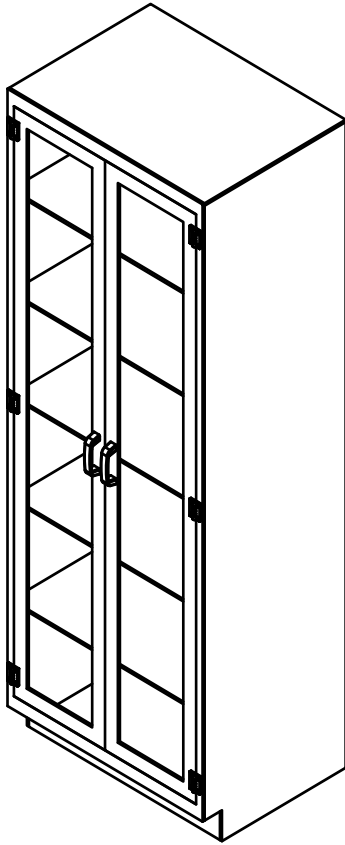
TAS-46 Double Door Sink Unit with Shelf			
Overall Dimensions	Width(A)	Height(B)	Depth(C)
TAS-46-3030	30"(762mm)	29"(737mm)	22"(559mm)
TAS-46-3630	36"(914mm)	29"(737mm)	22"(559mm)
TAS-46-4230	42"(1067mm)	29"(737mm)	22"(559mm)
TAS-46-4830	48"(1219mm)	29"(737mm)	22"(559mm)
TAS-46-3036	30"(762mm)	35"(889mm)	22"(559mm)
TAS-46-3636	36"(914mm)	35"(889mm)	22"(559mm)
TAS-46-4236	42"(1067mm)	35"(889mm)	22"(559mm)
TAS-46-4836	48"(1219mm)	35"(889mm)	22"(559mm)

# TAS-45 Double Door Sink Unit



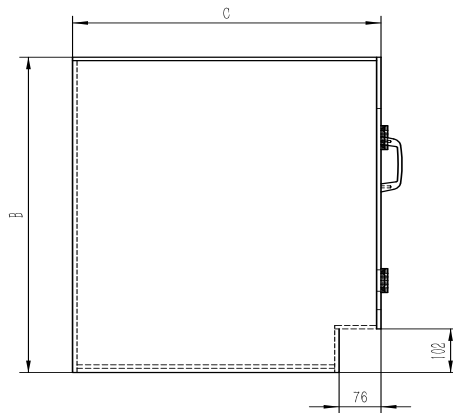
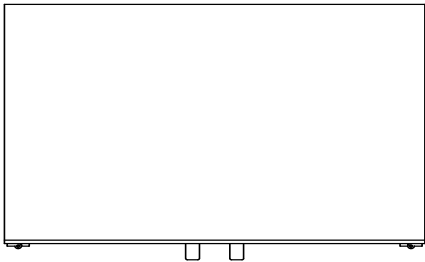
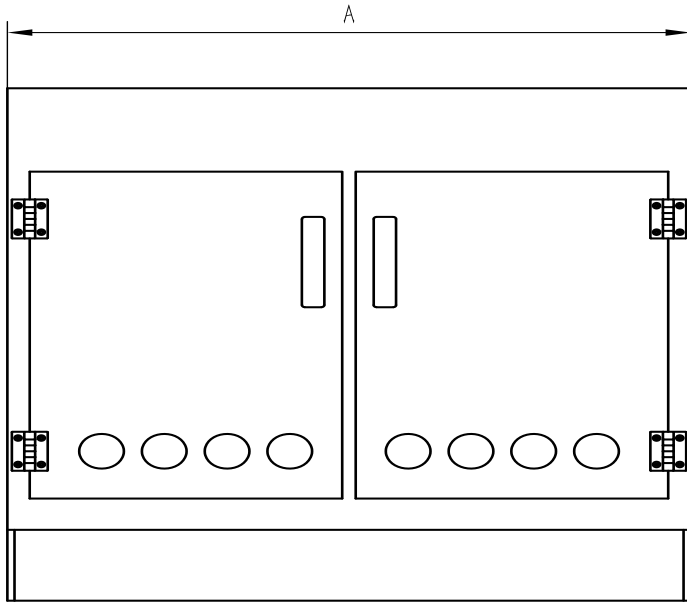
TAS-45 Double Door Sink Unit			
Overall Dimensions	Width(A)	Height(B)	Depth(C)
TAS-45-3030	30" (762mm)	29" (737mm)	22" (559mm)
TAS-45-3630	36" (914mm)	29" (737mm)	22" (559mm)
TAS-45-4230	42" (1067mm)	29" (737mm)	22" (559mm)
TAS-45-4830	48" (1219mm)	29" (737mm)	22" (559mm)
TAS-45-3036	30" (762mm)	35" (889mm)	22" (559mm)
TAS-45-3636	36" (914mm)	35" (889mm)	22" (559mm)
TAS-45-4236	42" (1067mm)	35" (889mm)	22" (559mm)
TAS-45-4836	48" (1219mm)	35" (889mm)	22" (559mm)

# TAS-80 Tall Framed Glass Door Storage Cabinet



TAS-80 Tall Framed Glass Door Storage Cabinet			
Overall Dimensions	Width(A)	Height(B)	Depth(C)
TAS-80-3084	30"(762mm)	84"(2134mm)	22"(559mm)
TAS-80-3664	36"(914mm)	84"(2134mm)	22"(559mm)
TAS-80-4284	42"(1067mm)	84"(2134mm)	22"(559mm)
TAS-80-4884	48"(1219mm)	84"(2134mm)	22"(559mm)

# TAS-50 Vented Acid Storage Cabinet



TAS-50 Vented Acid Storage Cabinet			
Overall Dimensions	Width(A)	Height(B)	Depth(C)
TAS-50-3030	30" (762mm)	29" (737mm)	22" (559mm)
TAS-50-3630	36" (914mm)	29" (737mm)	22" (559mm)
TAS-50-4230	42" (1067mm)	29" (737mm)	22" (559mm)
TAS-50-4830	48" (1219mm)	29" (737mm)	22" (559mm)
TAS-50-3036	30" (762mm)	35" (889mm)	22" (559mm)
TAS-50-3636	36" (914mm)	35" (889mm)	22" (559mm)
TAS-50-4236	42" (1067mm)	35" (889mm)	22" (559mm)
TAS-50-4836	48" (1219mm)	35" (889mm)	22" (559mm)



**VAV System**



**PCR Cabinet**

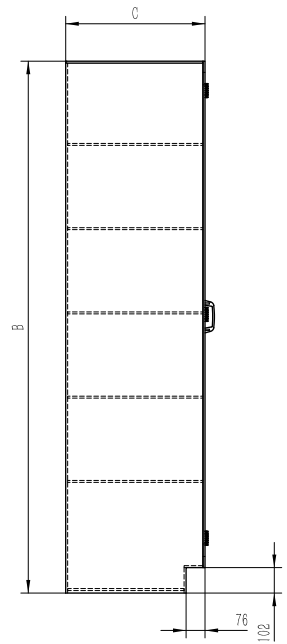
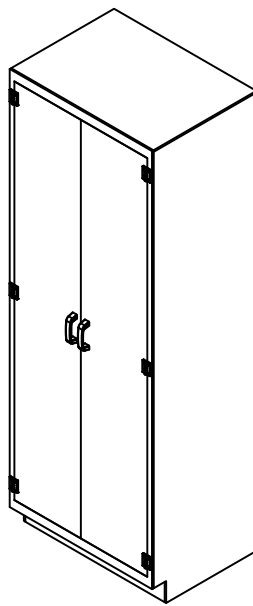
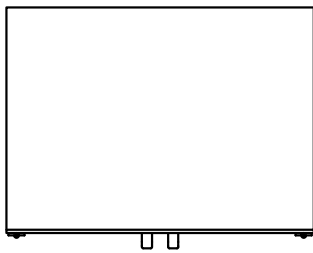
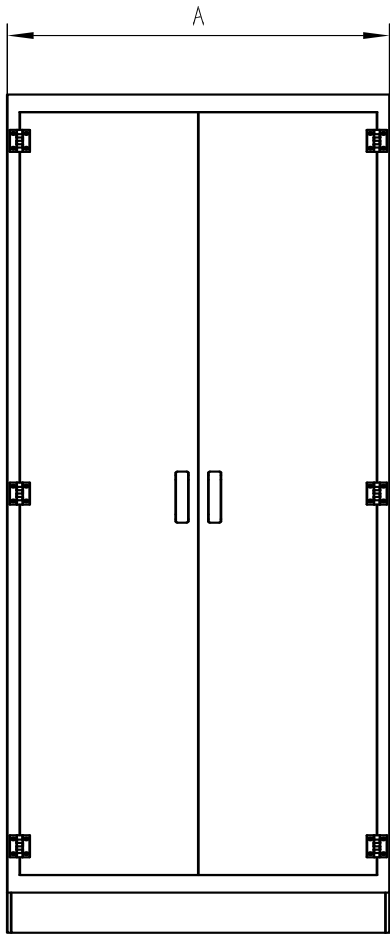


**Educational Polypropylene  
Fume Hood with 360°  
Transparency**




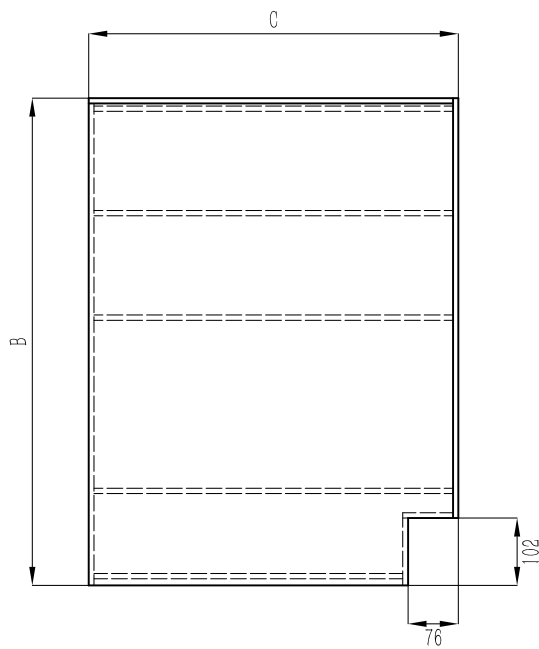

**Downflow Unit**

# TAS-81 Tall Solid Door Storage Cabinet



TAS-81 Tall Solid Door Storage Cabinet			
Overall Dimensions	Width(A)	Height(B)	Depth(C)
TAS-81-3084	30" (762mm)	84" (2134mm)	22" (559mm)
TAS-81-3664	36" (914mm)	84" (2134mm)	22" (559mm)
TAS-81-4284	42" (1067mm)	84" (2134mm)	22" (559mm)
TAS-81-4884	48" (1219mm)	84" (2134mm)	22" (559mm)

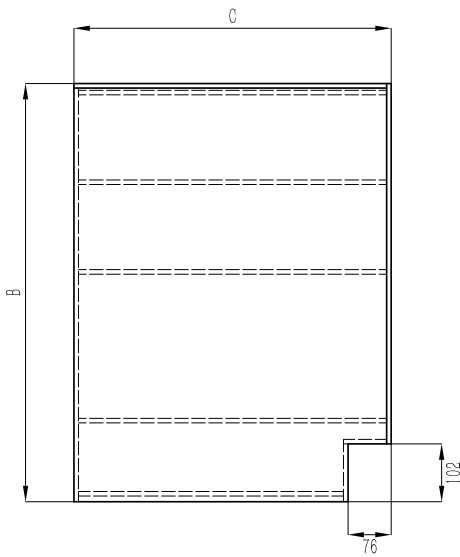

# TAS-86 Open Bookcase Base Cabinet



TAS-86 Open Bookcase Base Cabinet			
Overall Dimensions	Width(A)	Height(B)	Depth(C)
TAS-86-3030	30" (762mm)	29" (737mm)	22" (559mm)
TAS-86-3630	36" (914mm)	29" (737mm)	22" (559mm)
TAS-86-4230	42" (1067mm)	29" (737mm)	22" (559mm)
TAS-86-4830	48" (1219mm)	29" (737mm)	22" (559mm)
TAS-86-3036	30" (762mm)	35" (889mm)	22" (559mm)
TAS-86-3636	36" (914mm)	35" (889mm)	22" (559mm)
TAS-86-4236	42" (1067mm)	35" (889mm)	22" (559mm)
TAS-86-4836	48" (1219mm)	35" (889mm)	22" (559mm)

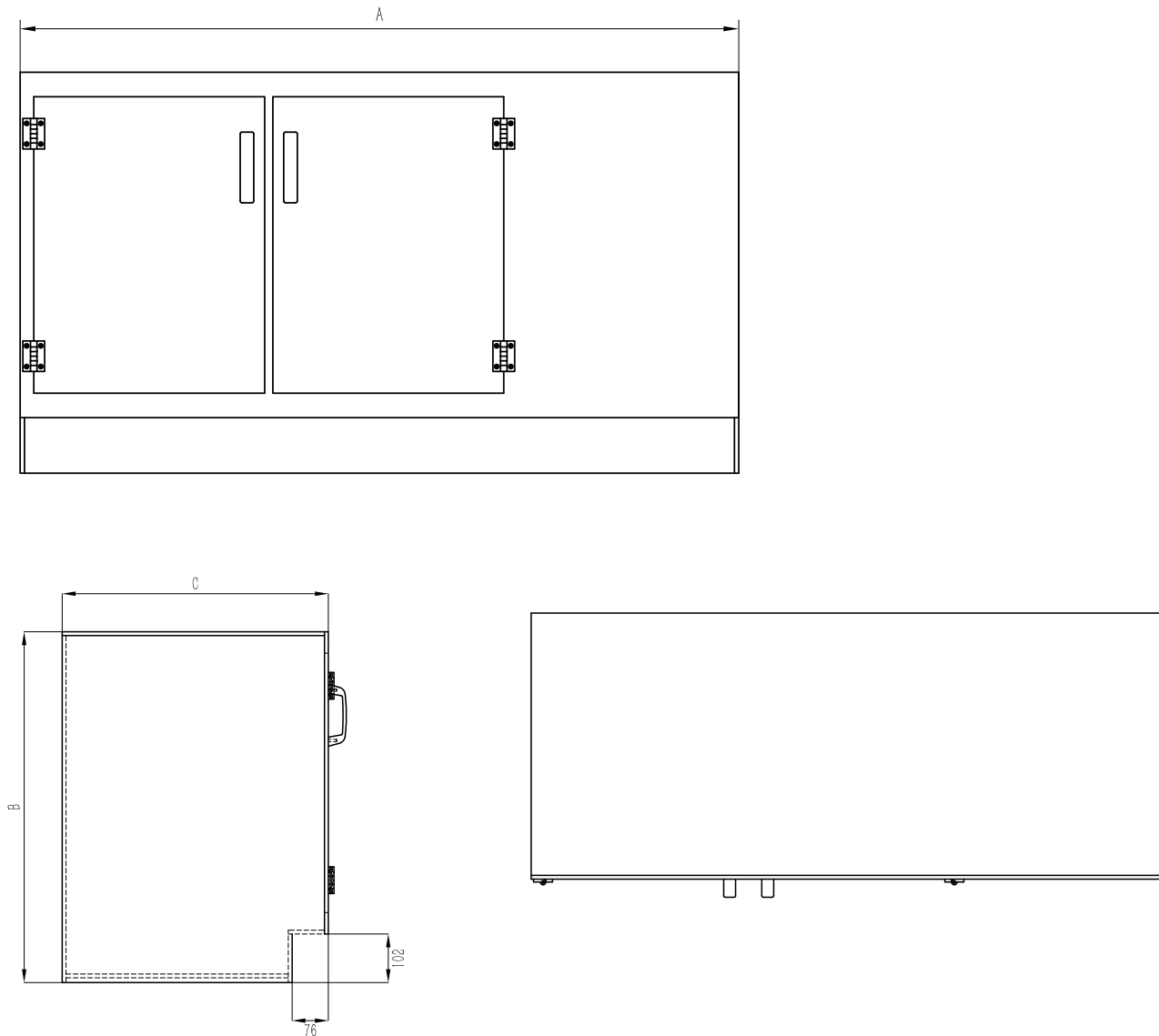


# TAS-85 Open Bookcase Wall Case



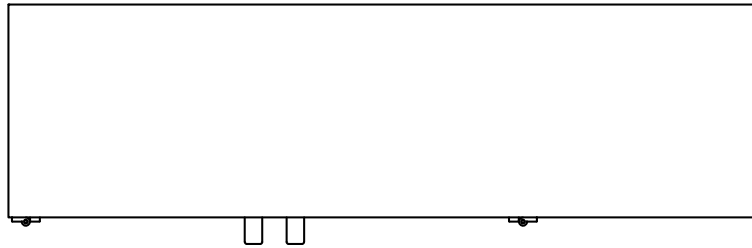
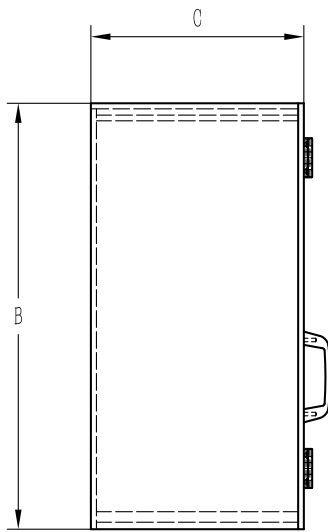
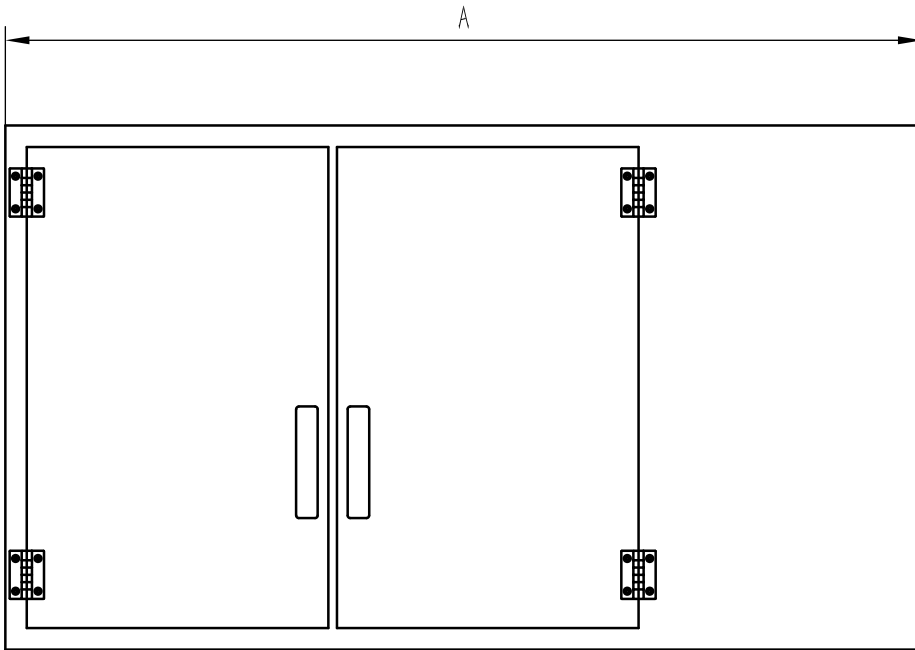
TAS-86 Open Bookcase Base Cabinet			
Overall Dimensions	Width(A)	Height(B)	Depth(C)
TAS-86-3030	30" (762mm)	29" (737mm)	22" (559mm)
TAS-86-3630	36" (914mm)	29" (737mm)	22" (559mm)
TAS-86-4230	42" (1067mm)	29" (737mm)	22" (559mm)
TAS-86-4830	48" (1219mm)	29" (737mm)	22" (559mm)
TAS-86-3036	30" (762mm)	35" (889mm)	22" (559mm)
TAS-86-3636	36" (914mm)	35" (889mm)	22" (559mm)
TAS-86-4236	42" (1067mm)	35" (889mm)	22" (559mm)
TAS-86-4836	48" (1219mm)	35" (889mm)	22" (559mm)

# TAS-91 Solid Hinged Door Blind Corner Cabinet



TAS-91 Solid Hinged Door Blind Corner Cabinet			
Overall Dimensions	Width(A)	Height(B)	Depth(C)
TAS-91-3030 L/R	52"(1321mm)	29"(737mm)	22"(559mm)
TAS-91-3630 L/R	58"(1473mm)	29"(737mm)	22"(559mm)
TAS-91-4230 L/R	64"(1626mm)	29"(737mm)	22"(559mm)
TAS-91-4830 L/R	70"(1778mm)	29"(737mm)	22"(559mm)
TAS-91-3036 L/R	52"(1321mm)	35"(889mm)	22"(559mm)
TAS-91-3636 L/R	58"(1473mm)	35"(889mm)	22"(559mm)
TAS-91-4236 L/R	64"(1626mm)	35"(889mm)	22"(559mm)
TAS-91-4836 L/R	70"(1778mm)	35"(889mm)	22"(559mm)

# TAS-90 Solid Hinged Door Blind Corner Wall Case



TAS-90 Solid Hinged Door Blind Corner Wall Case			
Overall Dimensions	Width(A)	Height(B)	Depth(C)
TAS-90-3024 L/R	42"(1067mm)	24"(610mm)	12"(305mm)
TAS-90-3624 L/R	48"(1219mm)	24"(610mm)	12"(305mm)
TAS-90-4224 L/R	54"(1372mm)	24"(610mm)	12"(305mm)
TAS-90-4824 L/R	60"(1524mm)	24"(610mm)	12"(305mm)
TAS-90-3030 L/R	42"(1067mm)	30"(762mm)	12"(305mm)
TAS-90-3630 L/R	48"(1219mm)	30"(762mm)	12"(305mm)
TAS-90-4230 L/R	54"(1372mm)	30"(762mm)	12"(305mm)
TAS-90-4830 L/R	60"(1524mm)	30"(762mm)	12"(305mm)



**TopAir Systems**  
**Website: [www.topairsystems.com](http://www.topairsystems.com)**  
**Email: [sales@topairsystems.com](mailto:sales@topairsystems.com)**

**Tel : 1-855-6-TOPAIR International: +1-855-686-7247 Fax: +1-718-263-7304**  
**Email: [sales@topairsystems.com](mailto:sales@topairsystems.com) Web: [www.topairsystems.com](http://www.topairsystems.com)**

**Headquarters: 300 1st Avenue, Suite 102, Needham, MA 02494 USA**

All Rights Reserved © TopAir 2022

Distributed By