

Mobile Multispectral Forensic Tablet

Designed for Crime Scene
Investigation and
Evidence Searching



The world's first integrated
Multispectral Camera

Modular System



High quality interchangeable
Camera Lenses

Interchangeable Narrow Band
Pass and Long Pass Filter System

Dynamic Software Modules

One touch UV/VIS/IR Imaging System

Changeable Battery Power Source

Professional Portable PAD terminal

The world's first Evidence Friendly Mobile Blood, GSR & Body Fluids Detection system

This high-tech integrated mobile device detects invisible potential blood spots, gunshot residues, body fluids such as semen, saliva, urine on the dark or complex surfaces with Macro & Micro Imaging, Archiving and Data transfer features.

Professional Mobile PAD Terminal



Android Operating
System



8" High resolution
IPS screen



Lightweight
aluminum body



4,500mAh 3.7V
Battery



TF card support



Sim card slot



4G



Wifi

Unique ForenScope Camera



13 MP UV- VIS- IR
CMOS sensor



One touch auto
focus in millisecond



28x - live imaging with
optical component of
micro lens. 70x digital
zoom



Image Size:
13MP: 4160x3120
8MP: 3264x2448
5MP: 2560x1920
3MP: 2048x1536
2MP: 1600x1200



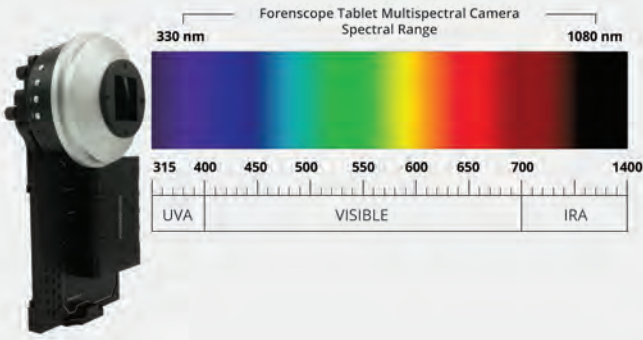
Lens f/2.2 & 10cm
close range imaging



Realtime Imaging -
Monochrome
and Colour
Imaging

Unique Changeable Multispectral Light Technology

World's first 13MP UV-VIS- IR Multispectral Camera & Integrated Filters



UV-VIS-IR Macro Lens

- White Light Group
- UV1 Light Group
- Violet Light Group
- Blue Light Group
- Cyan Light Group
- Green Light Group
- Orange Light Group
- Red Light Group
- Infrared1 Light Group
- Infrared2 Light Group

UV-VIS-IR Micro Lens

- White Light Group
- UV1 Light Group
- Violet Light Group
- Blue Light Group
- Cyan Light Group
- Green Light Group
- Orange Light Group
- Red Light Group
- Infrared1 Light Group
- Infrared2 Light Group



Filter System

- Changeable 6 position Filter System with -
- Yellow
- 532nm
- Orange
- Red
- 415nm
- Full Spectrum
- Optical coating, BandPass & LongPass filters.

ForenScope Aluminium Case with UV / VIS - IR filters system for ForenScope Tablet

A Multi Feature Control Software


- Unique Real Time Image Comparison
- Quick View button
- Zoom on live image
- Advanced Case or Patient information search & archive platform
- Macro and Micro Image archive platform
- Scale, take notes, add date-time, rotate, crop, draw the image
- Exports detailed report or images via e-mail or USB flash memory
- Colour and Mono Camera Mode
- Backup and more features...

Battery


- Instant Replaceable Battery Power Center
- 20,000mAh plug-in high-capacity lithium battery
- Non-stop real mobility, uptime to 8 hours
- Fast-charging Type-C input
- Suitable for additional battery power source




DOCUMENT EXAMINATION - STEGANOGRAPHY




DOCUMENT EXAMINATION - COUNTERFEIT CURRENCY



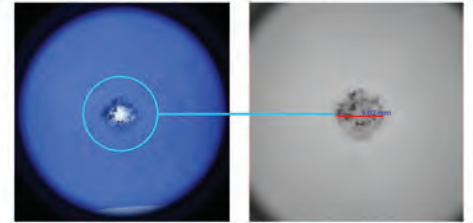
BLOOD STAINS DETECTION



GUNSHOTS RESIDUES



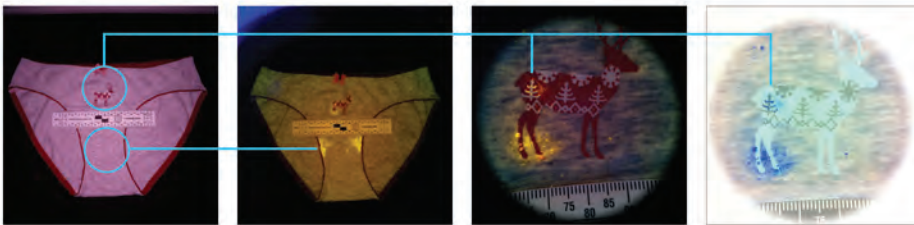
GSR SOFTWARE TEST



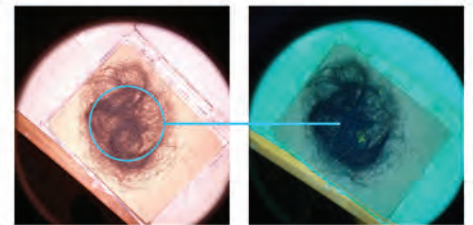
Test Shoot: Forenscope Software semi-automatic measurement mode - 9 mm lead- 2 meters Distance

BODY FLUIDS


SEMEN



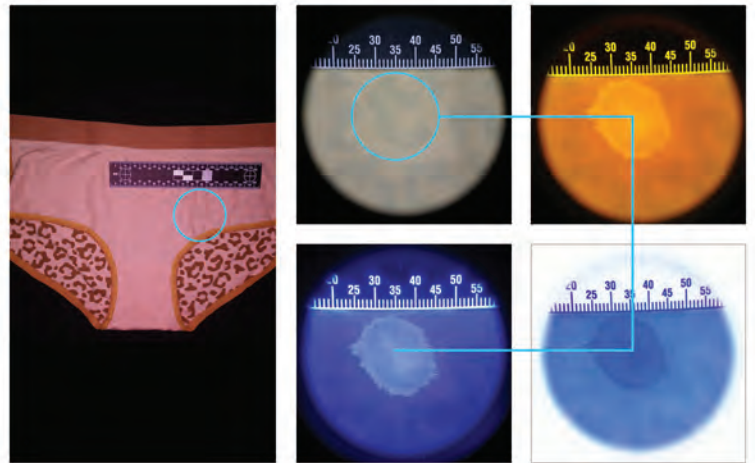
SEMEN IN HAIR




SWEAT



URINE



SALIVA



FINGERPRINT



DOCUMENT EXAMINATION - SUICIDE LETTER

